

Welcome to the presentation „An Introduction to studying in Göttingen“

The event will start at 4pm.

For questions: write in the chat or raise your hand and use your microphone.

WILLKOMMEN
欢迎 स्वागत
BIENVENIDA
WELCOME
BIENVENUE ようこそ
добро пожаловать
ترحيب BEM-VINDO

ANNIKA KÖHNE & LISA MÜLLER, CENTRAL STUDENT ADVISORY SERVICE

An introduction to studying in Göttingen by the Central Student Advisory Service

What is special when studying in Göttingen?

What do I need to know?

Where can I get help?

? SURVEY:

Are you going to study a complete degree programme or as an exchange student (ERASMUS etc.)?

Please reply to the survey.

? Question:

Which subject are you going to study?

Is it a Bachelor or Master programme?

Please write your answer in the chat.

Study organisation

Structure of study programmes

- What is the structure of Bachelor and Master programmes?
- What is the meaning of Credit Points and how are they different from grades?
- What are modules?
- How do I know which modules are part of my study programme?

Bachelor

3 years = 6 semesters



In each semester you collect (30) **points** (credits, C, ECTS):
= 180 credits

- ✓ It is permitted to collect more or less credits per semesters.
- ✓ **To get your degree you need 180 credits in total.**

Master

2 years = 4 semesters



In each semester you collect (30) **points** (credits, C, ECTS):

= 120 credits

- ✓ It is permitted to collect more or less credits per semesters.
- ✓ **To get your degree you need 120 credits in total.**

State Examination

Depending on the subject ca. 9-11 semesters

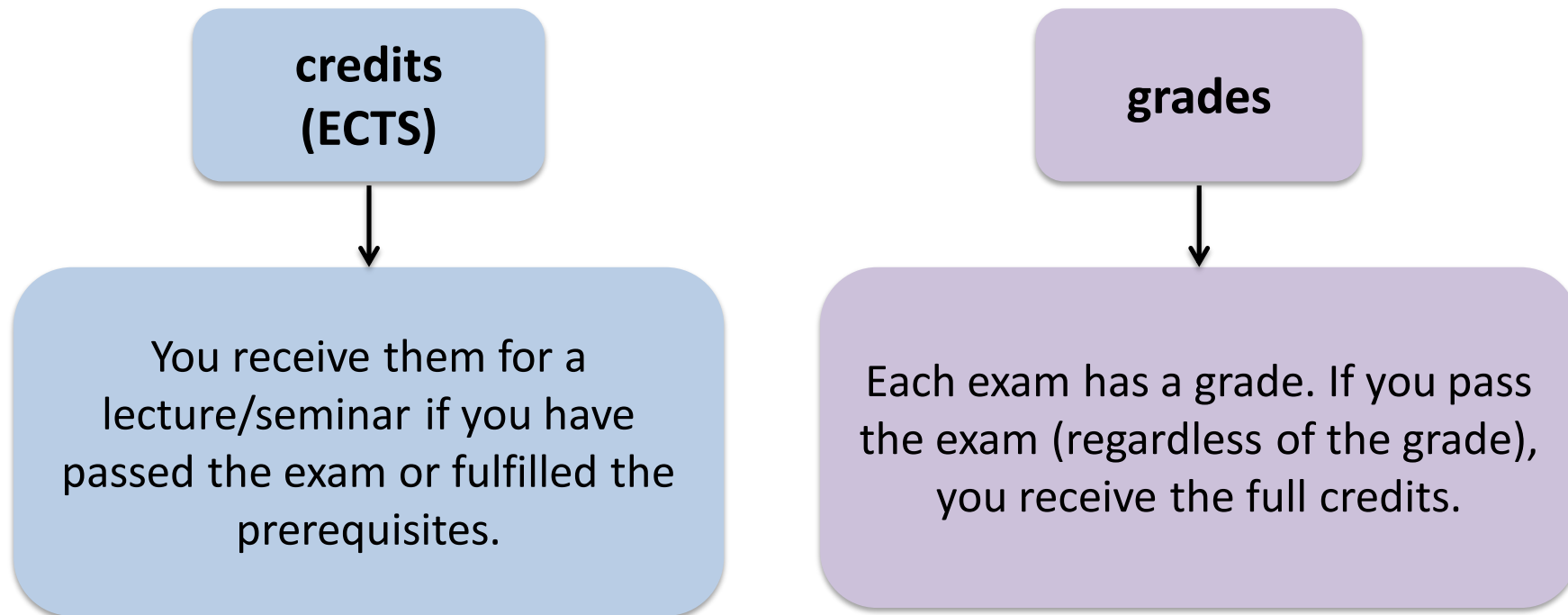


In Göttingen: Medical Science
Dentistry
Law

Questions?

Please write your questions in the chat or raise your hand.

What is the difference between credits and grades?



✓ The more credits are allocated to a lecture/seminar, the more it counts towards your final grade.

Grading system for Bachelor and Master

passed

Not passed

1,0

1,3

1,7

2,0

2,3

2,7

3,0

3,3

3,7

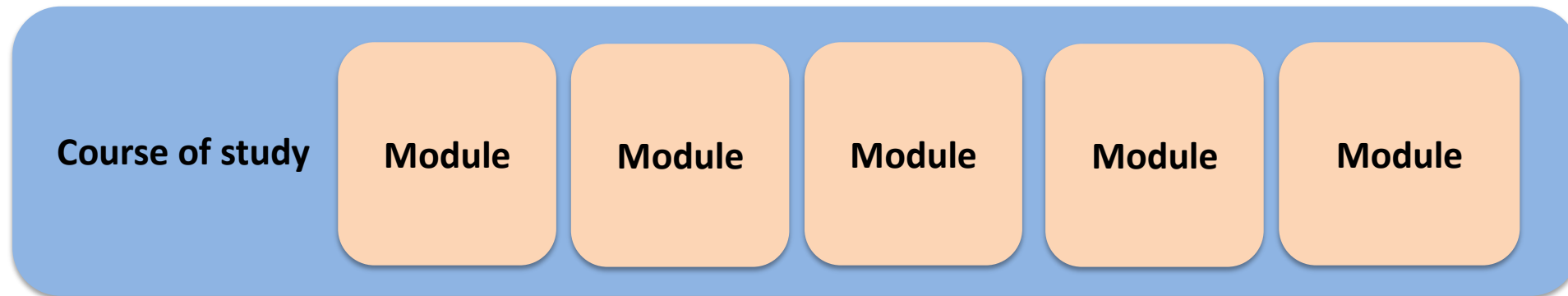
4,0

5,0

You have not passed an exam?
Most exams can be repeated twice!

What is a module?

A degree programme is made up of various components.



Do I have to take all the modules

There are **three types of modules...**

Compulsory Modules

= Modules I need to take.

Elective Compulsory Modules

= a group of modules from which I have to choose some.

Elective Modules

= modules which can be chosen freely.

What are „**key competencies**“?

<https://www.uni-goettingen.de/en/196183.html>

Questions?

Please write your questions in the chat or raise your hand.

? SURVEY:

Which types of courses do you already know (from your studies)?

A: Lecture

B: Seminar

C: Tutorial

D: Field Trip

Types of courses

Lecture



Seminar, Exercise, Tutorial



Practical course



Field trip



Independent self-study



Where do I find information on the structure of my study programme?

How do I know which modules I need to take?

What kind of exams are there?

Study regulations („Ordnung“)

The regulations contain this information:

- Which modules do I have to take?
- Information on the area of professionalisation & key competences
- Examples of timetables
- Information about the final thesis
- Some study programmes have a „de-registration-limit“ = which modules/how many credits you must have completed by which semester



<http://uni-goettingen.de/studienfaecher>

1. choose your study programme

2. Structure

3. Regulations and module directory
(the top one is always up-to-date)

or

2. Subject Information

3. Regulations

(the top one is always up-to-date)

Module directory („Modulverzeichnis“)

The module directory contains the following information:

- Content of a module
- Which courses belong to the module?
- Which exam do I have to take? How many credits do I get?
- When is the module offered?
- Admission requirements of the module
- Recommended semester
- Duration of the module

Modul B.EP.07-2-M - Version 2

Georg-August-Universität Göttingen		3 C
Modul B.EP.07-2-M: Vertiefungsmodul Sprachpraxis (in Modulpaketen)		2 SWS
<i>English title: Introduction to Essay and Letter Writing</i>		
Lernziele/Kompetenzen: Kompetenzen: Studierende erwerben grundlegende Fachkompetenzen im Bereich essay writing und letter writing in der Fremdsprache; sie vertiefen Fachkompetenzen im Hinblick auf Stilistik und Wortschatz. Sie erwerben zentrale Sozialkompetenzen (Sprachmittlerkompetenzen) durch Vermittlung hierfür relevanter fortgeschrittener (Teil-) Fertigkeiten wie Wortschatz, Hör- und Leseverstehen u.a. Zentrale Inhalte: Einführung in die Abfassung von essays bzw. Briefen		Arbeitsaufwand: Präsenzzeit: 28 Stunden Selbststudium: 62 Stunden
Lehrveranstaltung: Lehrveranstaltung Introduction to Essay Writing and Letter Writing		2 SWS
Prüfung: Portfolio (max. 2500 Wörter) Prüfungsvorleistungen: regelmäßige aktive Teilnahme mit nicht mehr als zwei entschuldigtem Fehlsitzungen		3 C
Prüfungsanforderungen: Die Studierenden haben die notwendigen sprachlichen Fertigkeiten und kulturellen Kenntnisse, um einen englischen Essay und Brief normengerecht zu verfassen.		
Zugangsvoraussetzungen: B.EP.02, B.EP.03a	Empfohlene Vorkenntnisse: keine	
Sprache: Englisch	Modulverantwortliche[r]: Prof. Dr. Hedzer Hugo Zeijlstra	
Angebotshäufigkeit: jedes Semester	Dauer: 1 Semester	
Wiederholbarkeit: zweimalig	Empfohlenes Fachsemester: 3 - 6	
Maximale Studierendenzahl: 25		

Excerpt from the module directory of „English Philology“

Questions?

Please write your questions in the chat or raise your hand.

Exams, Learning & Time management

Which types of exams are there?

What is important to consider when preparing for exams?

Types of exams

Written exam (with different types of questions)

Oral exam

Term paper

Presentation/talk

- There is often an exam period at the end of the lecture period with many exams in a short time.
- Therefore you have to start the preparation in time.
- Term papers are often written during lecture-free period.
- Presentations (in seminars) can be given alone or in a group.

How do I organise my studies?

This is important:

- You are responsible for yourself.
- If you do not understand something, don't hesitate to ask.
- Planning how to study for the exams ahead of time will be very helpful.
- Try to find a group to spend time with and study.
- If you are feeling stressed or anxious you can get help and advice at the University.

Advice for learning during the semester:

- Find a study group.
- Ask if there is anything you do not understand (e.g. during lectures).
- Choose a quiet place where you feel comfortable. (For example, in libraries, the KWZ or LSG, or outdoors: (<https://www.blog.uni-goettingen.de/de/lernorte/>))
- Schedule breaks and time for free time.
- If the workload is too much → change your timetable: Reschedule modules/talk to faculty advisor.

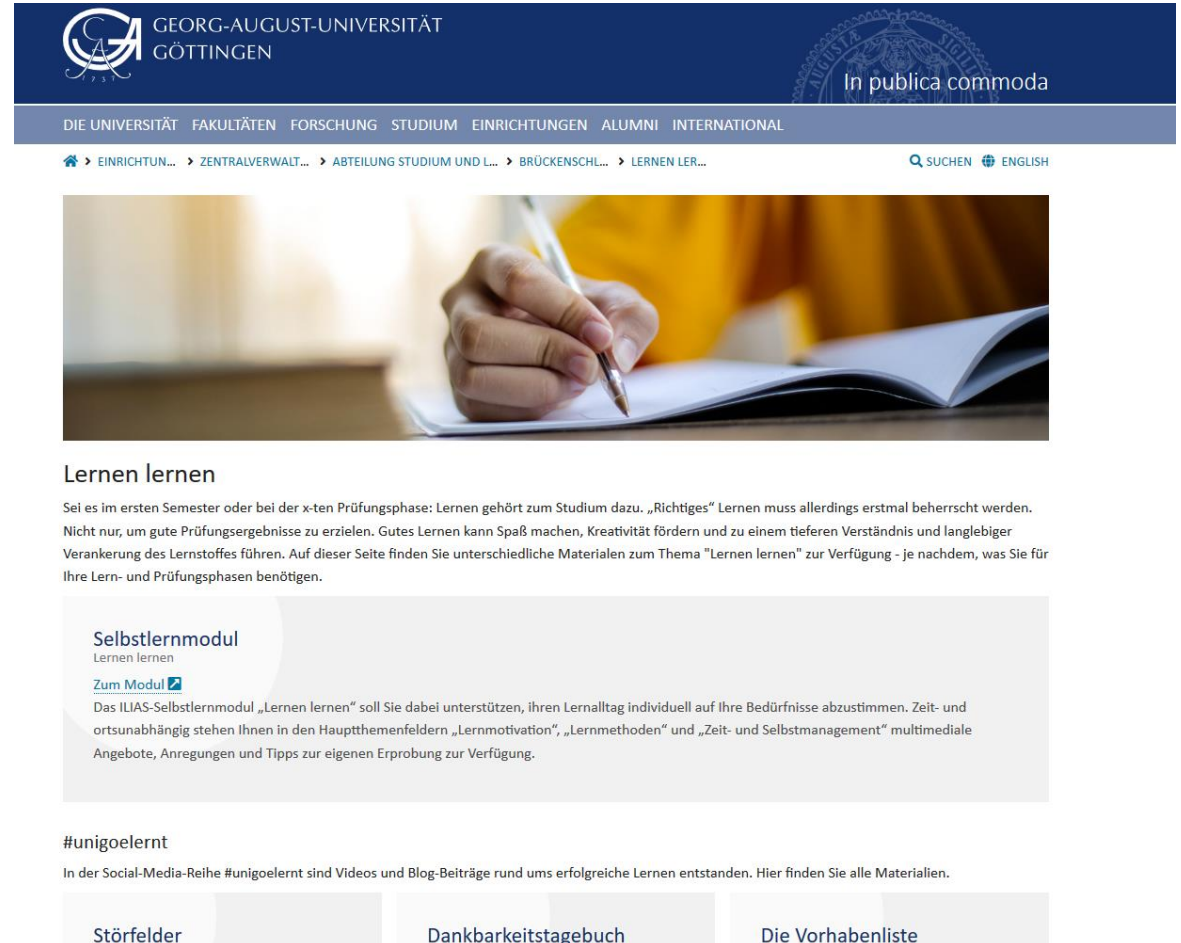
Advice for exam preparation:

- Find a study group.
- Most exams can be repeated twice.
- You can usually deregister from most exams up to one week/one day prior to the exam date.
- If you suffer from exam anxiety, contact the Psychosocial Counselling (PSB) or the Central Student Advisory Service (ZSB).

Further support for learning

Check out the online content on learning: <https://www.uni-goettingen.de/de/639142.html>

With the self-learning module „Lernen lernen“ you can tailor your daily learning routine to your individual needs (only in German).



The screenshot shows the website header with the university logo and navigation menu. The main content area features a photograph of a hand writing in a notebook. Below the photo is the title 'Lernen lernen' and a paragraph of text. A 'Selbstlernmodul' section is highlighted with a light blue background, containing a 'Zum Modul' link and a description of the module. A '#unigoelernt' section follows, mentioning social media content. At the bottom, there are three buttons: 'Störfelder', 'Dankbarkeitstagebuch', and 'Die Vorhabenliste'.

GEORG-AUGUST-UNIVERSITÄT
GÖTTINGEN

In publica commoda

DIE UNIVERSITÄT FAKULTÄTEN FORSCHUNG STUDIUM EINRICHTUNGEN ALUMNI INTERNATIONAL

EINRICHTUN... ZENTRALVERWALT... ABTEILUNG STUDIUM UND L... BRÜCKENSCHL... LERNEN LER...

SUCHEN ENGLISH

Lernen lernen

Sei es im ersten Semester oder bei der x-ten Prüfungsphase: Lernen gehört zum Studium dazu. „Richtiges“ Lernen muss allerdings erstmal beherrscht werden. Nicht nur, um gute Prüfungsergebnisse zu erzielen. Gutes Lernen kann Spaß machen, Kreativität fördern und zu einem tieferen Verständnis und langlebiger Verankerung des Lernstoffes führen. Auf dieser Seite finden Sie unterschiedliche Materialien zum Thema "Lernen lernen" zur Verfügung - je nachdem, was Sie für Ihre Lern- und Prüfungsphasen benötigen.

Selbstlernmodul

Lernen lernen

[Zum Modul](#)

Das ILIAS-Selbstlernmodul „Lernen lernen“ soll Sie dabei unterstützen, ihren Lernalltag individuell auf Ihre Bedürfnisse abzustimmen. Zeit- und ortsunabhängig stehen Ihnen in den Hauptthemenfeldern „Lernmotivation“, „Lernmethoden“ und „Zeit- und Selbstmanagement“ multimediale Angebote, Anregungen und Tipps zur eigenen Erprobung zur Verfügung.

#unigoelernt

In der Social-Media-Reihe #unigoelernt sind Videos und Blog-Beiträge rund ums erfolgreiche Lernen entstanden. Hier finden Sie alle Materialien.

Störfelder Dankbarkeitstagebuch Die Vorhabenliste

Questions?

Please write your questions in the chat or raise your hand.

Advice and Support

Advice and Support at the University Göttingen

An der Uni insgesamt: <https://www.uni-goettingen.de/de/beratungs-+und+informationsstellen/47239.html>

In den Fakultäten/Fächern über die A-Z Liste: <https://www.uni-goettingen.de/de/studienf%c3%a4cher+von+a+bis+z/3811.html>

Contact to the Central Student Advisory Service

Advisory Service via telephone

+49 551-39-26146

Mon – Fri 10:00 – 12:00

Mon, Wed 14:30 – 16:30

Make an appointment

InfoLine +49 551-39-113

Mon – Thu 9:00 – 16:00

Fri 9:00 – 13:00

infoline-studium@uni-goettingen.de

www.uni-goettingen.de/zsb-students

Summary: this is important!



Many things in your studies must be organized independently!

- ✓ Search for rooms, courses and information yourself. (-> regulations, module directory)
- ✓ Make your own **timetable**.
- ✓ Register and deregister for exams yourself.
- ✓ If you have questions: seek help and advice!



Lecture = only an introduction to the subject!

- ✓ **Tutorials** and **exercises** are very important to understand everything.
- ✓ Search all information and materials online (Stud.IP).



There is no academic year!

- ✓ Studies organized in semesters. (winter/summer term)
- ✓ The study programme is structured in building blocks (= modules).
- ✓ There are credits for each module.

Thank you for your attention!

?! Do you have further questions?
Please ask!